


# Tic - Tac - Toe Game

Happy

*Valentine's Day!*



# TIC - TAC - TOE GAME *Guide*

## **Objective:**

Be the first player to get three of your symbols (hearts or kisses) in a row, either horizontally, vertically, or diagonally.

## **Setup:**

1. Draw a Tic-Tac-Toe grid on paper or use a printable template.
2. Player 1 (X) uses heart symbols, and Player 2 (O) uses kiss symbols.
3. Decide who goes first (e.g., flipping a coin).


# TIC - TAC - TOE GAME *Guide!*


## **Gameplay:**


1. Players take turns placing their symbols in any empty square on the grid.
2. The goal is to create a row of three of your symbols in a horizontal, vertical, or diagonal line.
3. Players continue taking turns until one player achieves the objective.


## **Winning:**


The player who successfully creates a line of three of their symbols wins the game. Celebrate your Valentine's victory together!





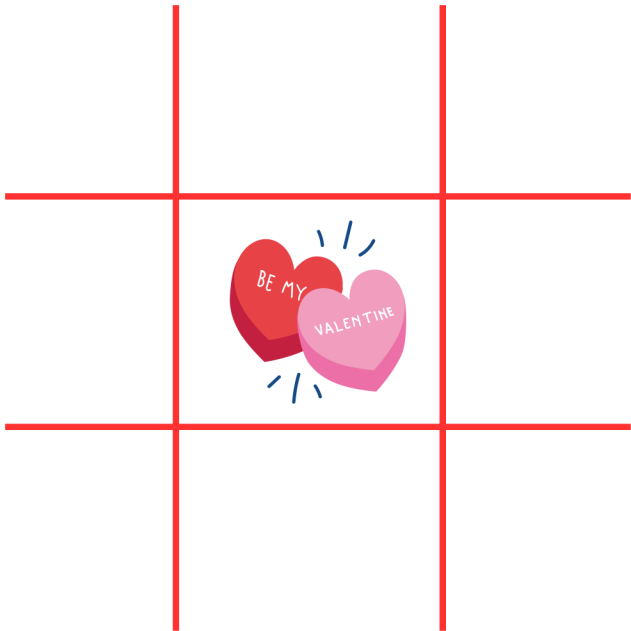








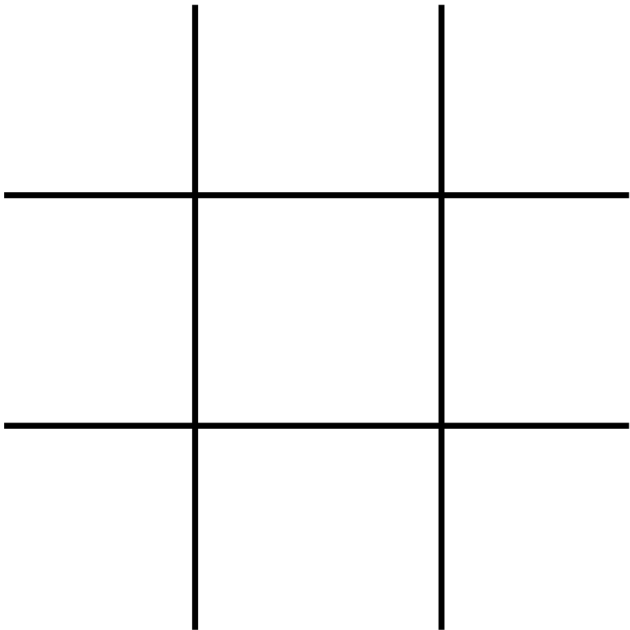
COPYRIGHT © ROSHELINARUSH.COM. ALL RIGHTS RESERVED.






















COPYRIGHT © ROSHELINARUSH.COM. ALL RIGHTS RESERVED.








Here are some symbols that you can cut out and use as game markers.

Player 1:



Player 2:



Here are some symbols that you can cut out and use as game markers.

Player 1:



Player 2:



Here are some symbols that you can cut out and use.

Player 1:




Player 2:




Here are some symbols that you can cut out and use as game markers.

Player 1:



Player 2:



Here are some symbols that you can cut out and use as game markers.

Player 1:



Player 2:



Here are some symbols that you can cut out and use as game markers.

Player 1:



Player 2:



Here are some symbols that you can cut out and use as game markers.

Player 1:



Player 2:

